

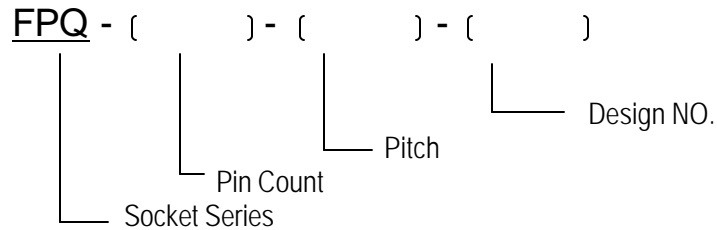
QFP

QUAD FLAT  
PACKAGE

Applicable IC/QFP • TQFP • MQFP • CQFP


## CLAM SHELL TYPE SOCKETS

### ORDERING PROCEDURE



### SPECIFICATIONS

Contact resistance: Initial  $30\text{m}\Omega$  (At 10mA)  
Maximum voltage: AC700V RMS (for 1 minute)  
                          \* Below 0.5mm Pitch  
                          AC500V RMS (for 1 minute)  
Insulation resistance:  $1,000\text{M}\Omega$  or higher (At DC 500V)  
Rated current: 1A  
Operating temperature range:  $-60^\circ\text{C} \sim +150^\circ\text{C}$   
Terminal strength against pulling: 0.5kg (1 minute)  
Insertion: Min. 10,000 times (Mechanical)



### MATERIAL

Body: PPS, PEI or PES  
Contact: BeCu, SnNiCu plating (Ni-base)

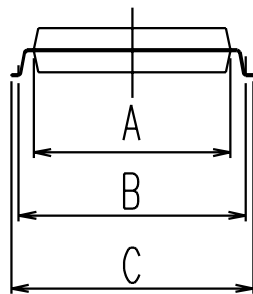
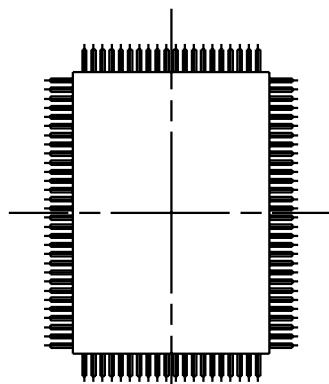
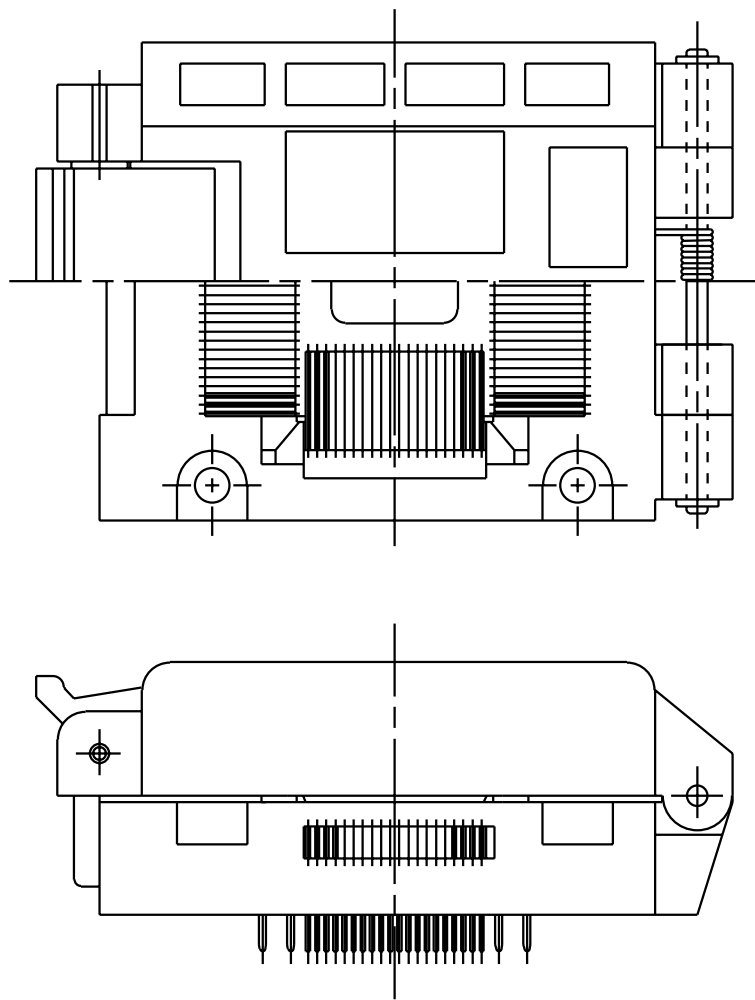
## APPLICABLE IC DIMENSIONS & SOCKET DIMENSIONS

### TQFP (2.0 mm Forming)

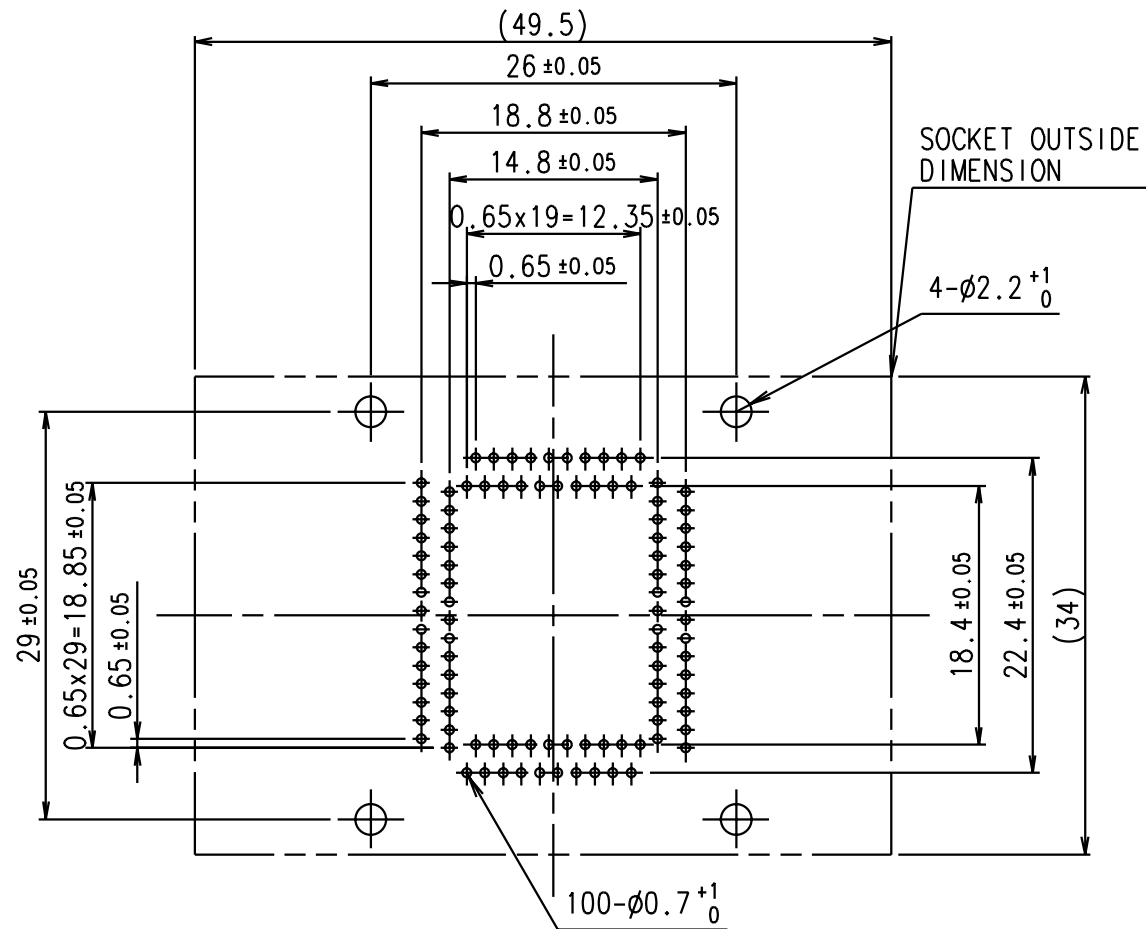
Unit: mm (in.)

PART NO.	PIN COUNT	PITCH	APPLICABLE IC DIMENSIONS (REF.)			REMARKS
			A	B	C	
FPQ-32-0.8-01	32	0.8 (32mil)	7X7 (0.275X0.275)	8X8 (0.315X0.315)	9X9 (0.354X0.354)	with Floating
FPQ-44-0.8-19	44	0.8 (32mil)	10X10 (0.394X0.394)	11X11 (0.433X0.433)	12X12 (0.472X0.472)	with Floating
FPQ-44-1.0-04D	44	1.0 (39mil)	14X14 (0.551X0.551)	15X15 (0.590X0.590)	16X16 (0.630X0.630)	
FPQ-48-0.5-06	48	0.5 (19.6mil)	7X7 (0.275X0.275)	8X8 (0.315X0.315)	9X9 (0.354X0.354)	with Floating
FPQ-64-0.5-06	64	0.5 (19.6mil)	10X10 (0.394X0.394)	11X11 (0.433X0.433)	12X12 (0.472X0.472)	with Floating
FPQ-72-0.5-01	72	0.5 (19.6mil)	10X10 (0.394X0.394)	11X11 (0.433X0.433)	12X12 (0.472X0.472)	with Floating
FPQ-80-0.5-04	80	0.5 (19.6mil)	12X12 (0.472X0.472)	13X13 (0.512X0.512)	14X14 (0.551X0.551)	with Floating
FPQ-80-0.5-07	80	0.5 (19.6mil)	12.4X12.4 (0.488X0.488)	13.2X13.2 (0.519X0.519)	14X14 (0.551X0.551)	with Floating
FPQ-80-0.65-09A	80	0.65 (26mil)	14X14 (0.551X0.551)	15X15 (0.590X0.590)	16X16 (0.630X0.630)	with Floating
FPQ-100-0.5-10A	100	0.5 (19.6mil)	14X14 (0.551X0.551)	15X15 (0.590X0.590)	16X16 (0.630X0.630)	with Floating
FPQ-100-0.5-14	100	0.5 (19.6mil)	14X14 (0.551X0.551)	15X15 (0.590X0.590)	16X16 (0.630X0.630)	Floating second cover

PART NO.	PIN COUNT	PITCH	APPLICABLE IC DIMENSIONS (REF.)			REMARKS
			A	B	C	
FPQ-120(128)-0.5-05	120	0.5 (19.6mil)	16.5X16.5 (0.650X0.650)	17X17 (0.669X0.669)	18X18 (0.709X0.709)	with Floating
FPQ-128-0.5-08	128	0.5 (19.6mil)	14.4X20.4 (0.566X0.803)	15.1X21.1 (0.594X0.830)	16X22 (0.630X0.866)	with Floating
FPQ-144-0.5-03	144	0.5 (19.6mil)	20X20 (0.787X0.787)	21X21 (0.826X0.826)	22X22 (0.866X0.866)	Floating second cover
FPQ-208-0.5-10	208	0.5 (19.6mil)	28X28 (1.102X1.102)	29X29 (1.142X1.142)	30X30 (1.181X1.181)	Floating second cover



FPQ-100-0.65  
 (REFERENCE ONLY)



FPQ-100-0.65  
 (REFERENCE ONLY)