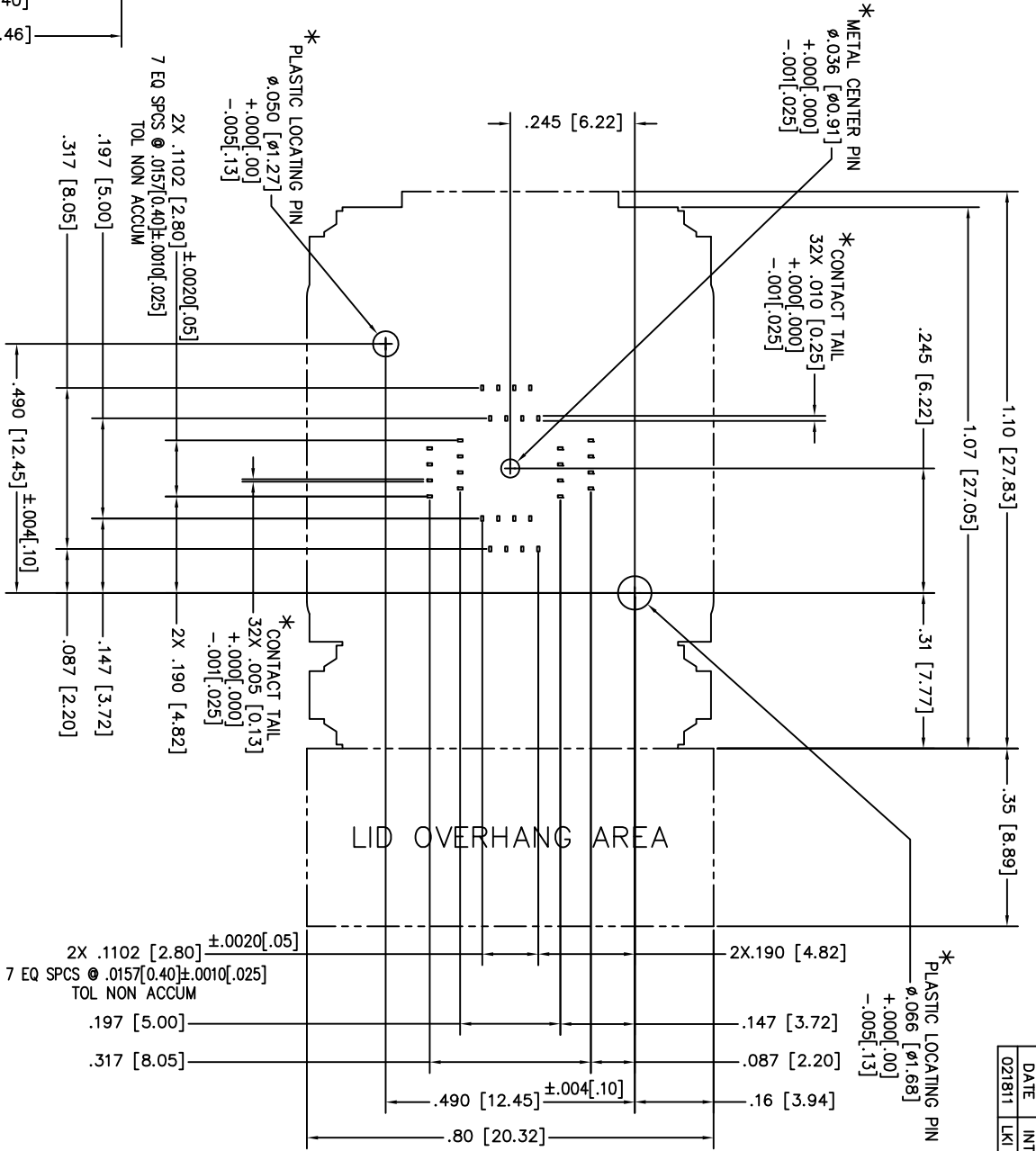
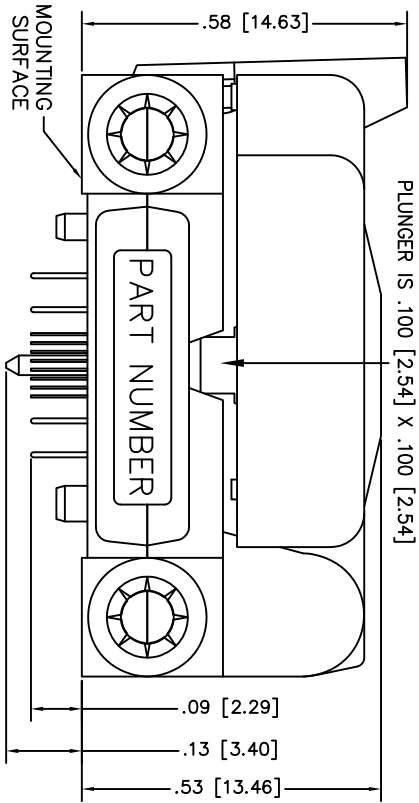
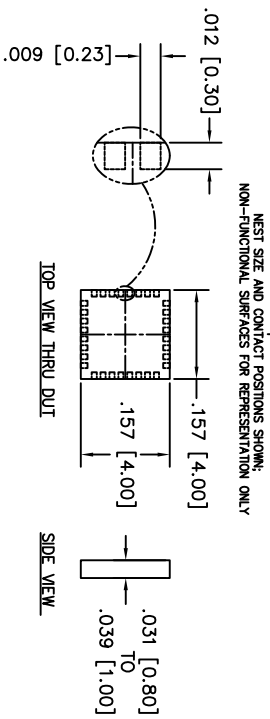
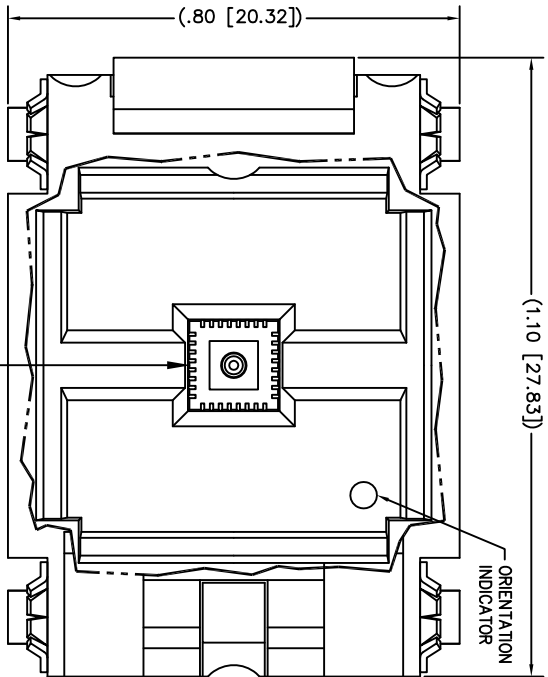


NOTE: * DIMENSIONS OF SOCKET FEATURES SHOWN. BOARD DESIGNER SHOULD SELECT APPROPRIATE HOLE SIZES TO PROVIDE A SLIP FIT FOR THESE FEATURES.



FOOTPRINT AS VIEWED FROM TOP OF SOCKET

PROPRIETARY

PART NUMBER
32QN40T524040

SIZE	DWG NO.	SH
C	32QN40T524040	1/1

TITLE
QFN SOCKET;
4 x 4mm, 0.40mm-PITCH;
32 CONTACTS PLUS SPRING PROBE
CENTER PIN; THRU-HOLE

ASTRONOMOS 2801 TEXAS DRIVE IRVING, TX 75062

UNLESS OTHERWISE SPECIFIED
XXX = 4.003 SURFACE
XX = 4.010 FINISH
X = 4.015
ANGLE = 45°
ALL DIM ARE IN MILLIMETERS
REMOVE ALL BARRS AND
SHAPE EDGES
HOLE TOLERANCES
1.25 THRU 1.250 = +.004 - .001
1.251 THRU 2.500 = +.005 - .001
2.501 THRU 5.000 = +.006 - .001
5.001 THRU 1.000 = +.010 - .001
1.001 THRU 2.000 = +.012 - .001

FEATURES-TS
= SPRING PROBE CENTER PIN
FOR 0.30mm LONG NOMINAL PAD

THIS DRAWING IS SUBJECT TO CHANGE WITHOUT NOTICE. PLEASE REQUEST A CURRENT DRAWING WHEN LAYING OUT BOARDS.

DATE	INT
021811	LKI