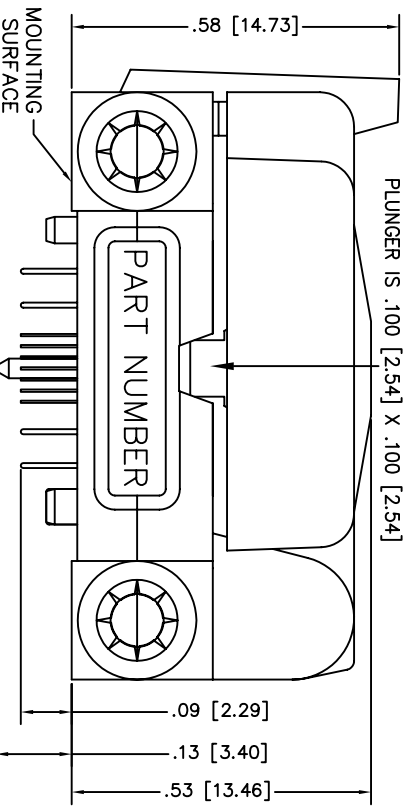
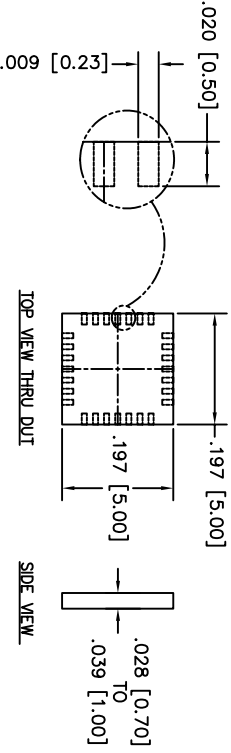
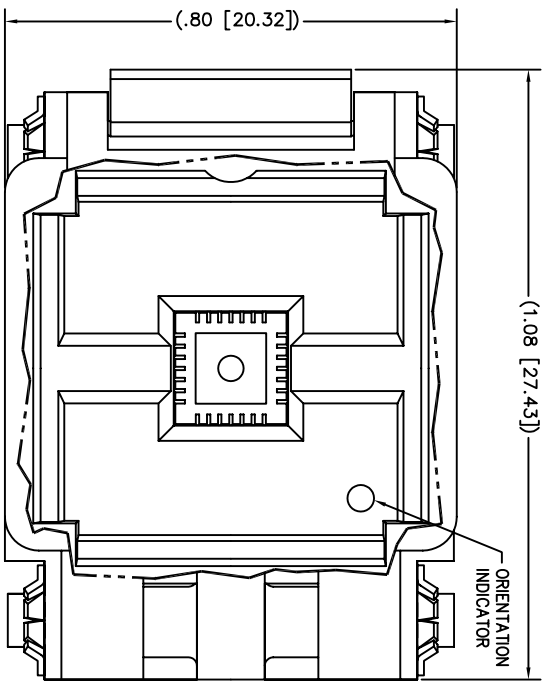
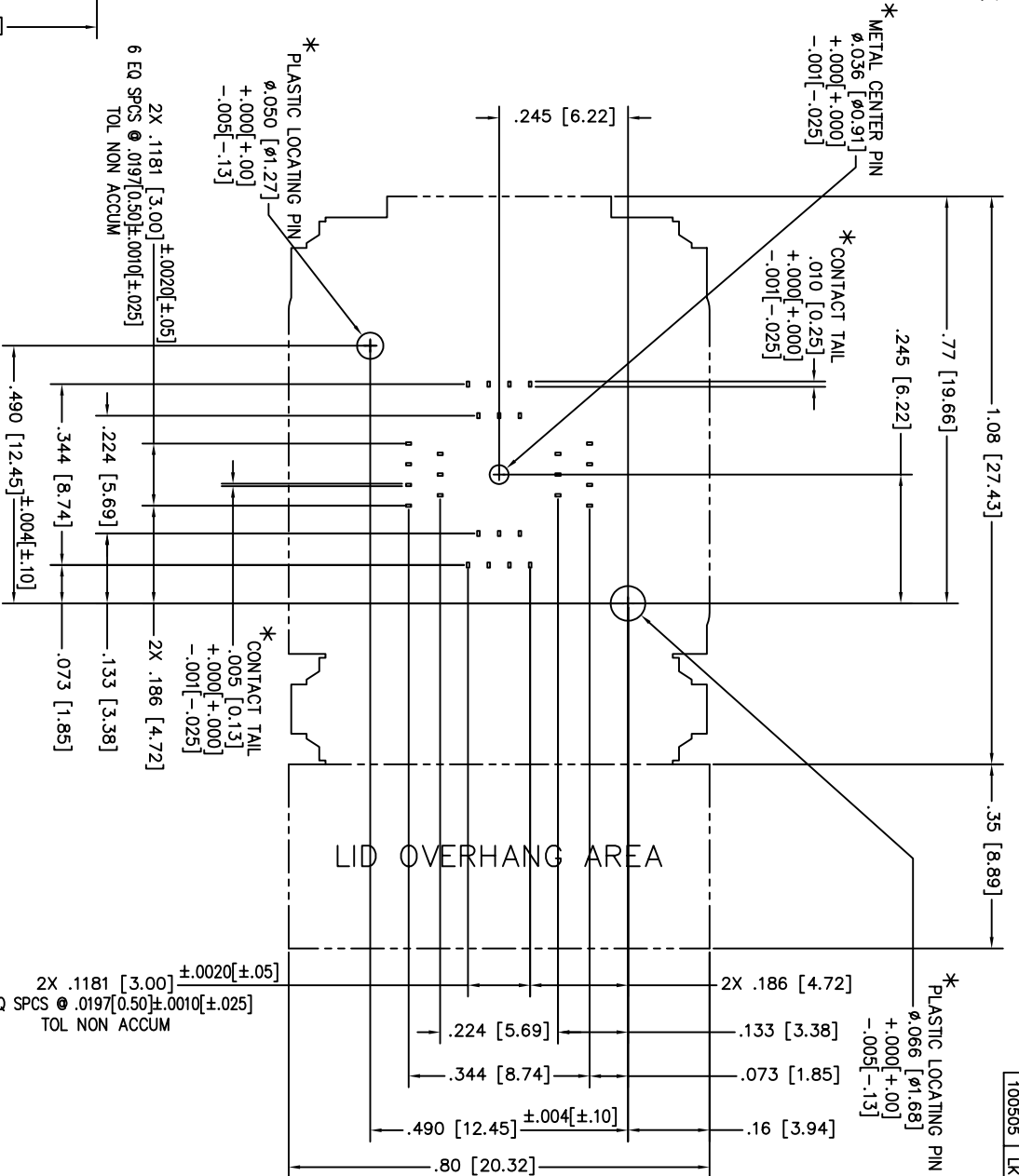


NOTE : * DIMENSIONS OF SOCKET FEATURES SHOWN.
 BOARD DESIGNER SHOULD SELECT APPROPRIATE HOLE
 SIZES TO PROVIDE A SLIP FIT FOR THESE FEATURES.



THIS DRAWING IS SUBJECT TO CHANGE WITHOUT
 NOTICE. PLEASE REQUEST A CURRENT DRAWING
 WHEN LAYING OUT BOARDS.



FOOTPRINT AS VIEWED FROM TOP OF SOCKET

FEATURES-K
 = OFFSET CONTACT

UNLESS OTHERWISE SPECIFIED
 XXX = ±.003 SURFACE
 XX = ±.010 FINISH
 X = ±.020 ANGLE = 45
 ALL DIM ARE IN INCHES
 ALL DIM (XX) ARE MILLIMETERS
 REMOVE ALL BURS AND
 SHARP EDGES

SCALE	NONE	DATE
DWN	LKI	100505
CHK		
ENGR		
APP'D		

SIZE	DWG NO.	SH
C	28QNS0K15050	1/1
TITLE	PART NUMBER 28QNS0K15050	
QFN SOCKET:	5 x 5mm, 0.50mm-PITCH;	
28 CONTACTS PLUS CENTER PIN;	THRU-HOLE	
2801 TEXAS DRIVE IRVING, TX 75062		

DATE	INT
100505	LKI