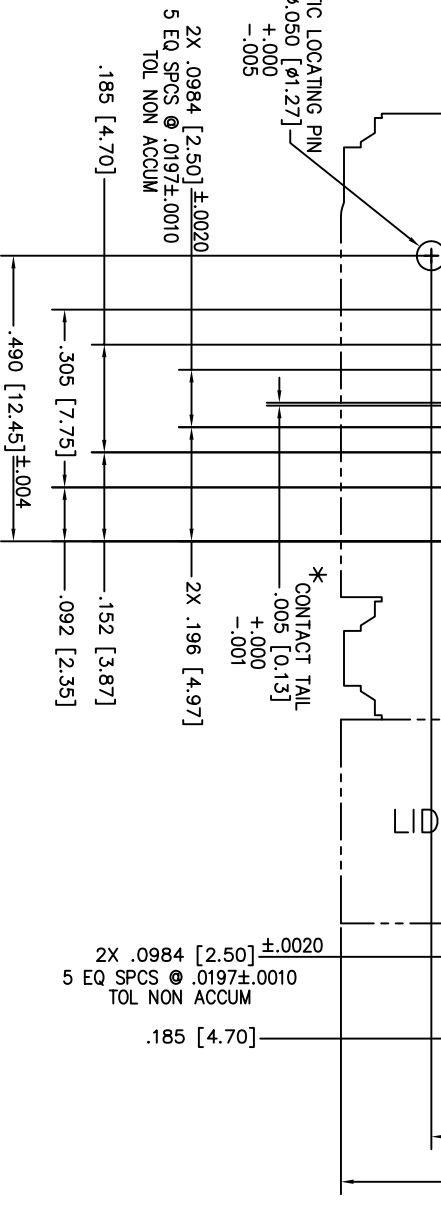
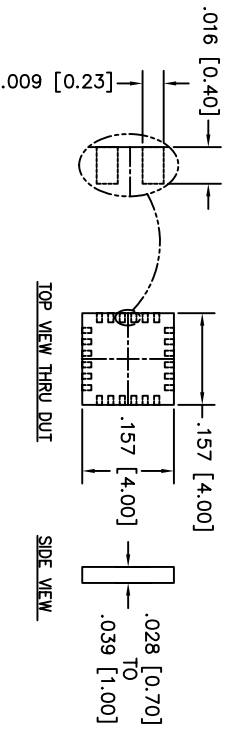
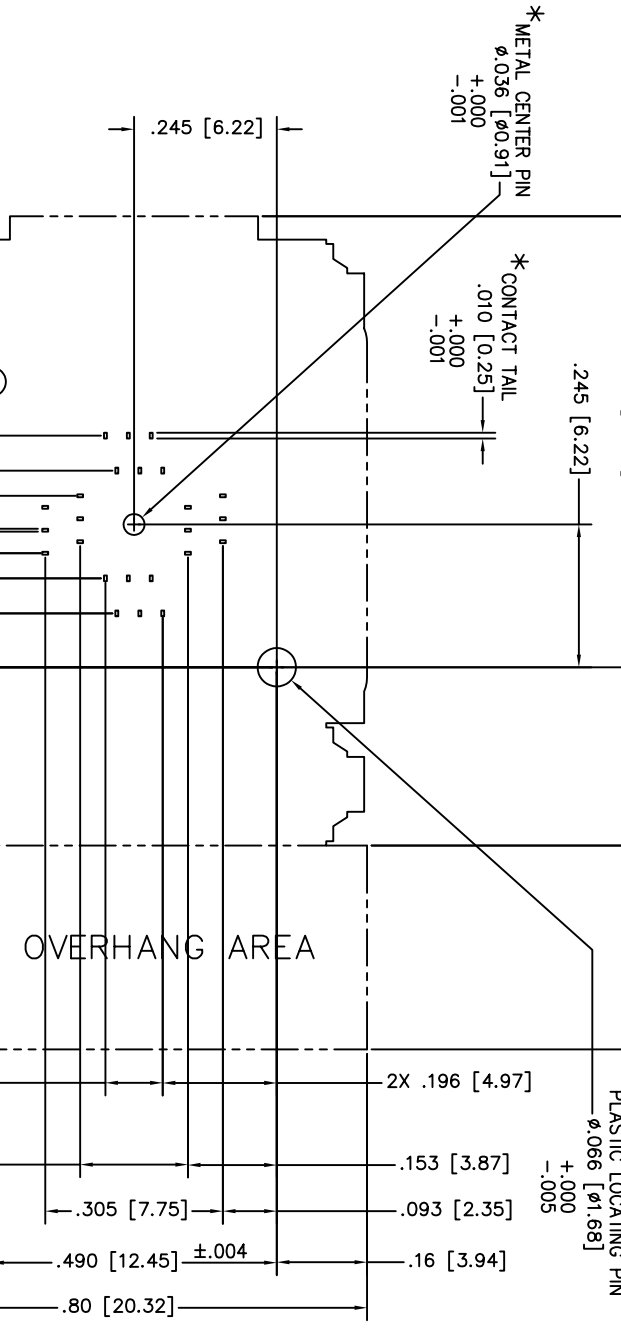
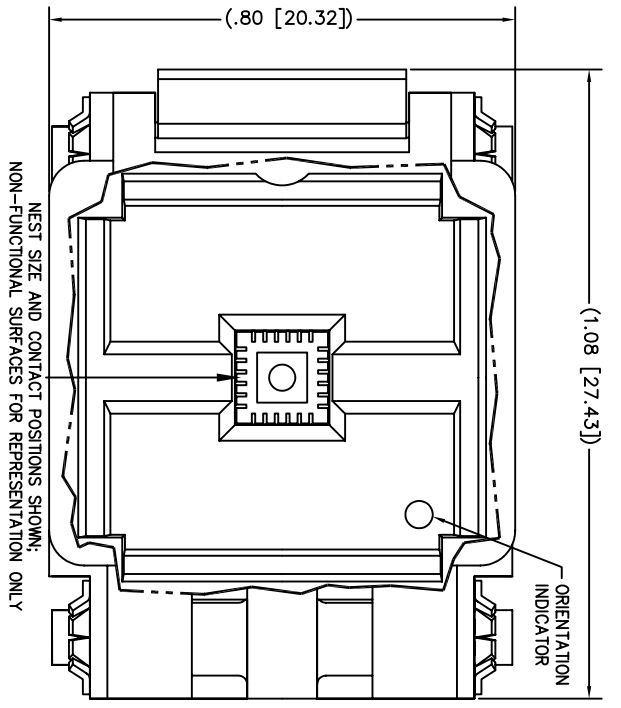
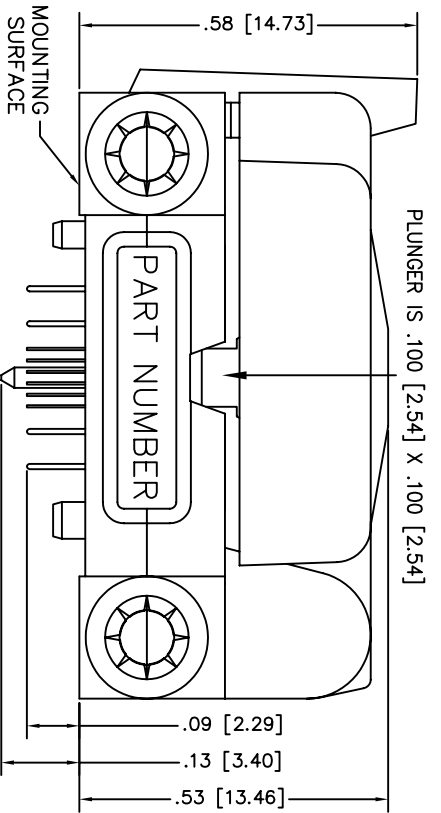


NOTE : * DIMENSIONS OF SOCKET FEATURES SHOWN. BOARD DESIGNER SHOULD SELECT APPROPRIATE HOLE SIZES TO PROVIDE A SLIP FIT FOR THESE FEATURES.



FOOTPRINT AS VIEWED FROM TOP OF SOCKET



THIS DRAWING IS SUBJECT TO CHANGE WITHOUT NOTICE. PLEASE REQUEST A CURRENT DRAWING WHEN LAYING OUT BOARDS.

FEATURES - K
= OFFSET CONTACT

UNLESS OTHERWISE SPECIFIED
XXX = ±.003 SURFACE
XX = ±.010 FINISH
X = ±.015 ANGLE = 45°
ALL DIM ARE IN INCHES
ALL DIM (Ø) ARE MILLIMETERS
REMOVE ALL BURS AND
SHAPE EDGES

SCALE	NONE	DATE
DWN	LKI	042105
CHK		
ENGR		
APP'D		

TITLE	SIZE	DWG NO.	SH
QFN SOCKET; 4 x 4mm, 0.50mm-PITCH; 24 CONTACTS PLUS CENTER PIN; THRU-HOLE	C	24QN50K14040	1/1
PART NUMBER		24QN50K14040	
PROPRIETARY			
ASTRONOS 2801 TEXAS DRIVE IRVING, TX 75062			

DATE	INT
042105	LKI